

15 200m Freestyle Men Final

Official


13 Years New Zealand Short **1:57.71**
 13NZR Course Record
 2011-08-06

Hayden Church
 HPKCO


14 Years New Zealand Short **1:54.24**
 14NZR Course Record
 2012-09-29

Joshua Taylor-Mar..
 ENTHP

Open New Zealand Short **1:43.68**
 NZR Course Record
 2017-11-10 China

Matthew Stanley
 MATWK

18 Years New Zealand Short **1:46.47**
 18NZR Course Record
 2012-09-30

Matthew Hutchins
 WHACB

Show more











☰ Qualified

🏊 Summary

1 C Final


Official

heat Started at: 07:02 PM (- 5 min)



Lane	Competitor	Age	Club	RT	FINA	Rank	Result
0	 Oxford Bayl...	19	 Tasm...	+0.64		8	1:57.20
	25m: 12.82		50m: 27.37 (14.55)				
	75m: 41.99 (14.62)		100m: 56.85 (14.86)				
	125m: 1:12.00 (15.15)		150m: 1:27.38 (15.38)				
	175m: 1:42.81 (15.43)		200m: 1:57.20 (14.39)				
1	 Luke Kugg...	20	 Nga ...	+0.63		3	1:55.50
	25m: 12.80		50m: 26.78 (13.98)				
	75m: 41.17 (14.39)		100m: 55.91 (14.74)				
	125m: 1:10.82 (14.91)		150m: 1:25.85 (15.03)				
	175m: 1:41.09 (15.24)		200m: 1:55.50 (14.41)				
2	 William Sey...	17	 Tasm...	+0.68		4	1:55.71
	25m: 12.32		50m: 26.55 (14.23)				
	75m: 41.28 (14.73)		100m: 56.17 (14.89)				
	125m: 1:11.09 (14.92)		150m: 1:26.01 (14.92)				
	175m: 1:41.12 (15.11)		200m: 1:55.71 (14.59)				
3	 Ariel Muchi...	14	 Swi...	+0.69		5	1:55.86
	25m: 12.68		50m: 26.75 (14.07)				
	75m: 41.29 (14.54)		100m: 55.87 (14.58)				
	125m: 1:10.63 (14.76)		150m: 1:25.73 (15.10)				
	175m: 1:41.03 (15.30)		200m: 1:55.86 (14.83)				
4	 Luke O'Co...	17	Puke...	+0.67		2	1:54.35
	25m: 12.27		50m: 26.47 (14.20)				
	75m: 40.90 (14.43)		100m: 55.64 (14.74)				
	125m: 1:10.07 (14.43)		150m: 1:24.82 (14.75)				
	175m: 1:39.71 (14.89)		200m: 1:54.35 (14.64)				
5	 Hamish Gid...	15	 Jasi ...	+0.72		9	1:58.96
	25m: 13.17		50m: 27.73 (14.56)				
	75m: 42.65 (14.92)		100m: 57.66 (15.01)				

125m: 1:12.96 (15.30) 150m: 1:28.52 (15.56)
175m: 1:43.94 (15.42) 200m: 1:58.96 (15.02)

6  Dieter Buis... 19  Nort... +0.72 7 1:57.00
25m: 12.55 50m: 27.01 (14.46)
75m: 41.70 (14.69) 100m: 56.89 (15.19)
125m: 1:11.92 (15.03) 150m: 1:27.21 (15.29)
175m: 1:42.26 (15.05) 200m: 1:57.00 (14.74)

7  Kalaa Hall (V) 18 St An... +0.68 1 1:53.05
25m: 12.00 50m: 25.97 (13.97)
75m: 40.02 (14.05) 100m: 54.72 (14.70)
125m: 1:09.29 (14.57) 150m: 1:24.24 (14.95)
175m: 1:38.94 (14.70) 200m: 1:53.05 (14.11)

8  Josh Carroll 17  Kiwi ... +0.71 6 1:56.03
25m: 12.65 50m: 27.16 (14.51)
75m: 42.11 (14.95) 100m: 57.30 (15.19)
125m: 1:11.92 (14.62) 150m: 1:26.78 (14.86)
175m: 1:41.61 (14.83) 200m: 1:56.03 (14.42)



9  Jacob Hum... 14  Nort... +0.75 10 2:02.47
25m: 12.84 50m: 27.17 (14.33)
75m: 42.41 (15.24) 100m: 58.56 (16.15)
125m: 1:14.72 (16.16) 150m: 1:30.96 (16.24)
175m: 1:47.40 (16.44) 200m: 2:02.47 (15.07)



2 B Final

heat Started at: 07:05 PM (- 5 min)


Official

Lane	Competitor	Age	Club	RT	FINA	Rank	Result
0	 Jack Potier	16	 Coas...	+0.70		10	1:57.20
	25m: 13.11		50m: 27.38 (14.27)				
	75m: 42.07 (14.69)		100m: 56.98 (14.91)				
	125m: 1:12.08 (15.10)		150m: 1:27.35 (15.27)				
	175m: 1:42.54 (15.19)		200m: 1:57.20 (14.66)				

1  Alex Esposito 19  Nga ... +0.65 2 1:52.51
25m: 12.18 50m: 25.99 (13.81)
75m: 40.12 (14.13) 100m: 54.21 (14.09)
125m: 1:08.49 (14.28) 150m: 1:22.84 (14.35)
175m: 1:37.63 (14.79) 200m: 1:52.51 (14.88)

2  Eligh Ashby 19  Nept... +0.75 4 1:54.12
25m: 12.63 50m: 26.40 (13.77)
75m: 40.62 (14.22) 100m: 55.08 (14.46)
125m: 1:09.69 (14.61) 150m: 1:24.43 (14.74)
175m: 1:39.39 (14.96) 200m: 1:54.12 (14.73)



3  Joshua Am... 20  Capit... +0.73 1 1:51.21
25m: 12.49 50m: 26.55 (14.06)
75m: 40.47 (13.92) 100m: 54.92 (14.45)
125m: 1:08.85 (13.93) 150m: 1:23.00 (14.15)
175m: 1:37.12 (14.12) 200m: 1:51.21 (14.09)

4  Angus Blair 17  Com... +0.64 3 1:52.70
25m: 12.36 50m: 26.35 (13.99)
75m: 40.84 (14.49) 100m: 55.37 (14.53)


125m: 1:09.89 (14.52) 150m: 1:24.28 (14.39)
175m: 1:38.62 (14.34) 200m: 1:52.70 (14.08)

5  Ollie Lutton 18  Jasi ... +0.75 5 1:54.53
25m: 12.76 50m: 26.81 (14.05)
75m: 41.32 (14.51) 100m: 56.21 (14.89)
125m: 1:10.48 (14.27) 150m: 1:25.30 (14.82)
175m: 1:40.11 (14.81) 200m: 1:54.53 (14.42)

6  Henry Willi... 20  Nort... +0.70 6 1:54.65
25m: 12.50 50m: 27.19 (14.69)
75m: 41.25 (14.06) 100m: 55.91 (14.66)
125m: 1:10.74 (14.83) 150m: 1:25.86 (15.12)
175m: 1:40.66 (14.80) 200m: 1:54.65 (13.99)

7  Nick Close 21  Pirat... +0.67 7 1:54.70
25m: 12.64 50m: 26.69 (14.05)
75m: 41.21 (14.52) 100m: 56.08 (14.87)
125m: 1:10.64 (14.56) 150m: 1:25.52 (14.88)
175m: 1:40.29 (14.77) 200m: 1:54.70 (14.41)









8  Bryn Drum... 17  Jasi ... +0.71 8 1:55.64
25m: 12.60 50m: 26.92 (14.32)
75m: 41.41 (14.49) 100m: 56.30 (14.89)
125m: 1:11.06 (14.76) 150m: 1:26.18 (15.12)
175m: 1:40.98 (14.80) 200m: 1:55.64 (14.66)

9  Samuel Na... 17 Tasm... +0.73 9 1:56.04
25m: 12.43 50m: 26.62 (14.19)
75m: 40.95 (14.33) 100m: 55.90 (14.95)
125m: 1:10.90 (15.00) 150m: 1:26.16 (15.26)
175m: 1:41.52 (15.36) 200m: 1:56.04 (14.52)

3 A Final

heat Started at: 07:12 PM (- 2 min)



Official

Lane	Competitor	Age	Club	RT	FINA	Rank	Result
0	 Joel Cramp... 21  Capit... +0.68 9 1:53.51 25m: 11.92 50m: 25.73 (13.81) 75m: 39.64 (13.91) 100m: 54.38 (14.74) 125m: 1:08.87 (14.49) 150m: 1:23.91 (15.04) 175m: 1:39.04 (15.13) 200m: 1:53.51 (14.47)						
1	 Kale Twist 19  Kiwi ... +0.72 7 1:52.46 25m: 11.72 50m: 25.12 (13.40) 75m: 38.93 (13.81) 100m: 53.36 (14.43) 125m: 1:07.68 (14.32) 150m: 1:22.04 (14.36) 175m: 1:37.06 (15.02) 200m: 1:52.46 (15.40)						
2	 Louis Clark 22  Nort... +0.72 4 1:47.64 25m: 12.08 50m: 25.66 (13.58) 75m: 39.49 (13.83) 100m: 53.40 (13.91) 125m: 1:06.91 (13.51) 150m: 1:20.80 (13.89) 175m: 1:34.43 (13.63) 200m: 1:47.64 (13.21)						
3	 Zac Dell 22  Club ... +0.65 3 1:46.27 25m: 11.15 50m: 24.27 (13.12) 75m: 37.81 (13.54) 100m: 51.17 (13.36)						

125m: 1:04.58 (13.41) 150m: 1:18.32 (13.74)
175m: 1:32.30 (13.98) 200m: 1:46.27 (13.97)

4  Ben Littlejohn 21  St P... +0.61 1 1:45.14



25m: 11.44 50m: 24.22 (12.78)
75m: 37.25 (13.03) 100m: 50.59 (13.34)
125m: 1:04.12 (13.53) 150m: 1:17.91 (13.79)
175m: 1:31.76 (13.85) 200m: 1:45.14 (13.38)

5  Zac Reid 23  Nept... +0.69 2 1:45.15

25m: 11.65 50m: 24.58 (12.93)
75m: 37.60 (13.02) 100m: 50.84 (13.24)
125m: 1:04.14 (13.30) 150m: 1:17.66 (13.52)
175m: 1:31.55 (13.89) 200m: 1:45.15 (13.60)

6  Brendan Vi... 17  Coas... +0.65 5 1:48.48

25m: 11.89 50m: 25.34 (13.45)
75m: 38.98 (13.64) 100m: 52.75 (13.77)
125m: 1:06.79 (14.04) 150m: 1:20.96 (14.17)
175m: 1:35.05 (14.09) 200m: 1:48.48 (13.43)

7  Tyler Tapper 21  Whar... +0.63 6 1:49.89

25m: 11.69 50m: 25.25 (13.56)
75m: 39.24 (13.99) 100m: 53.55 (14.31)
125m: 1:07.76 (14.21) 150m: 1:22.08 (14.32)
175m: 1:36.05 (13.97) 200m: 1:49.89 (13.84)

8  Nael Roux ... 17 Tahiti +0.64 10 1:54.35

25m: 12.30 50m: 25.98 (13.68)
75m: 39.81 (13.83) 100m: 54.43 (14.62)
125m: 1:08.97 (14.54) 150m: 1:23.91 (14.94)
175m: 1:39.26 (15.35) 200m: 1:54.35 (15.09)

9  Samuel Po... 20  Nort... +0.76 8 1:53.29

25m: 12.72 50m: 26.95 (14.23)
75m: 41.18 (14.23) 100m: 55.91 (14.73)
125m: 1:10.00 (14.09) 150m: 1:24.65 (14.65)
175m: 1:39.24 (14.59) 200m: 1:53.29 (14.05)